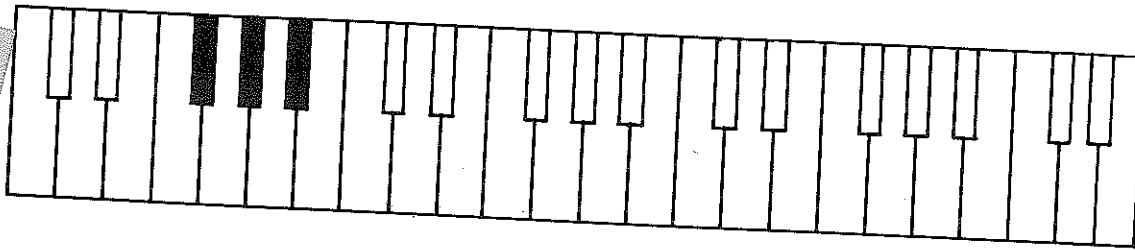
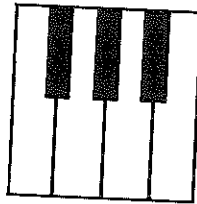


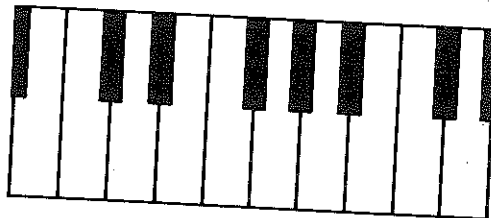
2. Darken all the groups of THREE black keys.



3. On these keyboards write the name of each white key.



4. On this keyboard write the name of each white key.



5. Fill in the blanks.

- The name of the note between the two black keys is \_\_\_\_\_
- The next white note down from A is \_\_\_\_\_
- The note that is just to the left of the three black keys is \_\_\_\_\_
- The next white note down from B is \_\_\_\_\_
- The note that is just to the right of the two black keys is \_\_\_\_\_
- The next note up from B is \_\_\_\_\_
- The note that is just to the right of the three black keys is \_\_\_\_\_

You will learn the names of the black keys later on in this chapter.