


The quarter rest can be easily drawn if you follow these 4 steps:



The eighth rest can be drawn in these 3 steps:



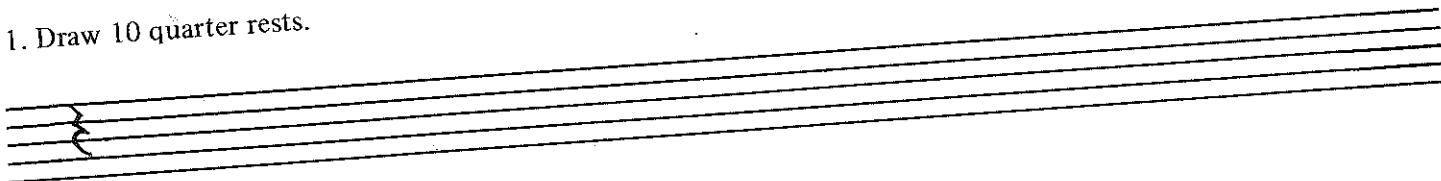
The sixteenth rest just has another flag added to the eighth rest.




Always start to draw these rests in space three.

EXERCISES


1. Draw 10 quarter rests.




2. Draw 10 eighth rests.



3. Draw 10 whole rests.



4. Draw 10 half rests.



5. Draw 10 sixteenth rests.

